



District Report Card: 2017


State: Punjab	District: Nawanshahr
Class: 8	Subject: Mathematics
Schools: 51	Students: 1168


Participation/Coverage


Students

<div>GENDER</div> <div></div>	Boys				Girls			
	Number		%		Number		%	
	575		49.23		593		50.77	

<div>AREA</div> <div></div>	Rural				Urban			
	Number		%		Number		%	
	1038		88.87		130		11.13	

<div>CATEGORY</div> <div></div>	SC		ST		OBC		GEN	
	Number	%	Number	%	Number	%	Number	%
	761	65.15	5	0.43	232	19.86	170	14.55

<div>CWSN</div> <div></div>	LD	VI	HI	S&LD	ID	Oth
	2	0	1	4	0	31

<div>Management</div> <div></div>	Government			Government-aided		
	Number		%	Number		%
	1055		90.33	113		9.67

Average Performance of Students in Mathematics (%)

Overall	Gender		Area		Management		Social Group			
	Male	Female	Rural	Urban	Govt.	Aided	SC	ST	OBC	GEN
30.13	28.88	31.34	29.60	34.41	30.28	28.73	30.51	29.33	30.98	27.29

Performance on Learning Outcomes (LOs)

Learning Outcomes	Description	Average Performance(%)
M601	Solves problems involving large numbers by applying appropriate operations	28.52
M606	Solves problems on daily life situations involving addition and subtraction of fractions / decimals	28.69
M620	Finds out the perimeter and area of rectangular objects in the surroundings like floor of the class room, surfaces of a chalk box etc.	28.74
M621	Arranges given/collected information in the form of table, pictograph and bar graph and interprets them	25.47
M702	Interprets the division and multiplication of fractions	38.36
M705	Solves problems related to daily life situations involving rational numbers	23.89
M706	Uses exponential form of numbers to simplify problems involving multiplication and division of large numbers	24.01
M707	Adds/subtracts algebraic expressions	29.62
M710	Solves problems related to conversion of percentage to fraction and decimal and vice versa	25.04
M717	Finds out approximate area of closed shapes by using unit square grid/graph sheet	21.56
M719	Finds various representative values for simple data from her/his daily life contexts like mean, median and mode	42.17
M721	Interprets data using bar graph	44.39
M801	Generalizes properties of addition, subtraction, multiplication and division of rational numbers through patterns	22.80
M802	Finds rational numbers between two given rational numbers	26.08
M803	Proves divisibility rules of 2, 3, 4, 5, 6, 9 and 11	31.92
M804	Finds squares, cubes, square roots and cube roots of numbers using different methods	26.94
M808	Uses various algebraic identities in solving problems of daily life	39.38
M812	Verifies properties of parallelogram and establishes the relationship between them through reasoning	23.51
M818	Finds surface area and volume of cuboidal and cylindrical object	23.66
M819	Draws and interprets bar charts and pie charts	34.25

Range of Performance of Students who Answered Correctly							
Below 30%		30% - 50%		50% - 75%		Above 75%	
Number	%	Number	%	Number	%	Number	%
670	57.36	323	27.65	123	10.53	52	4.45

Lowest Performing Learning Outcomes (LOs)

- 1 - Finds out approximate area of closed shapes by using unit square grid/graph sheet (21.56)
- 2 - Generalizes properties of addition, subtraction, multiplication and division of rational numbers through patterns (22.80)
- 3 - Verifies properties of parallelogram and establishes the relationship between them through reasoning (23.51)

4 - Finds surface area and volume of cuboidal and cylindrical object (23.66)

5 - Solves problems related to daily life situations involving rational numbers (23.89)